L 346 x 546

L 346 x 546 - Basic assembly (346 x 546 mm)

N TA TB HC
L346-546 N L35 - L35 - 96 Mat. L10

B TA TB HC
L346-546 B L35 - L35 - 96 Mat. L10

R TA TB HC
L346-546 R L35 - L35 - 96 Mat. L10

SF TA TB HC
L346-546 SF L35 - L35 - 96 Mat. L10

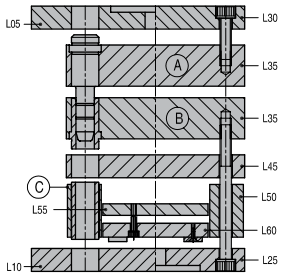

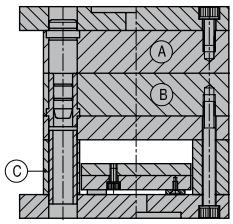

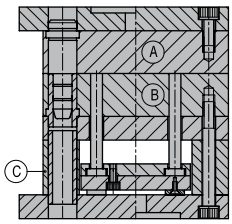

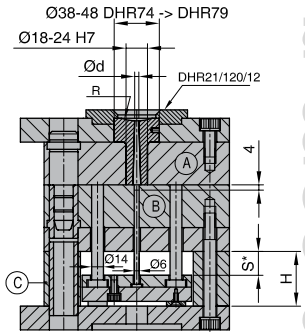

Please refer to ordering example on page 212 for easy ordering.

L05/346x546

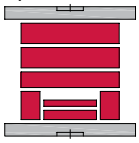

T	Mat DME1 1730	Mat DME3 2312
36		
46		

L05

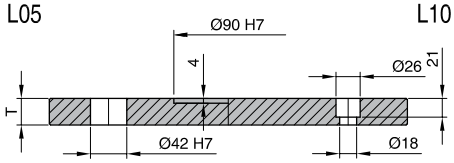

L10

L10/346x546

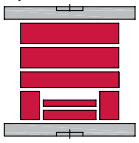

T	Mat DME1 1730	Mat DME3 2312
36		
46		

L25/346x546

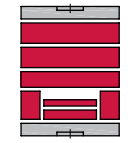

T	Mat DME1 1730	Mat DME3 2312
27		
36		

L25

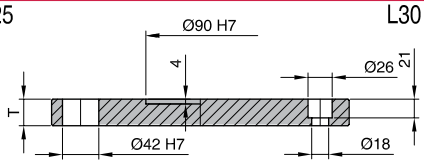

L30

L30/346x546

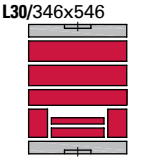

T	Mat DME1 1730	Mat DME3 2312
27		
36		

L35/346x546

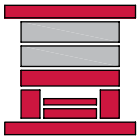

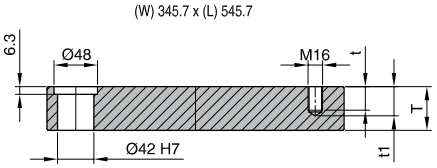

T	t	t1	Mat DME1 1730	Mat DME6 2767	Mat DME11 Stavax S	Mat DME10 Ramax HH	Mat DME7 2311	Mat DME3 2312	Mat DME25 2343
27	20	25							
36	24,5	34,5							
46	26	36							
66	26	36							
86	26	36							
136	26	36							
56	26	36							
76	26	36							
96	26	36							
116	26	36							

L41/346x546

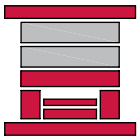

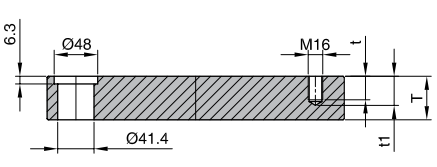

T	t	t1	Mat DME1 1730	Mat DME6 2767	Mat DME11 Stavax S	Mat DME10 Ramax HH	Mat DME7 2311	Mat DME3 2312	Mat DME25 2343
27	20	25							
136	26	36							
36	24,5	34,5							
46	26	36							
56	26	36							
76	26	36							
96	26	36							
116	26	36							

L45/346x546

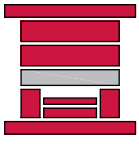

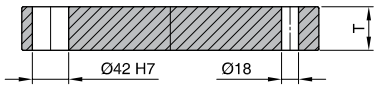

T	t	t1	Mat DME1 1730	Mat DME6 2767	Mat DME11 Stavax S	Mat DME10 Ramax HH	Mat DME7 2311	Mat DME3 2312	Mat DME25 2343
36									
46									

L50/346x546

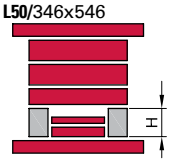

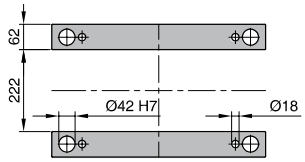

H	S*	DME1 1730
66	24	
76	34	
86	44	
96	54	
116	74	
136	94	

L55/346x546

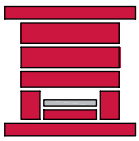

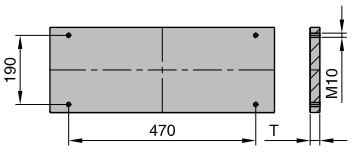

T	DME1 1730	
22		

ООО СИСТЕМА www.system.com.ru

Please refer to ordering example on page 212 for easy ordering.

CAD reference point

L 346 x 546 - Basic assembly (346 x 546 mm)

L 346 x 546

N+B

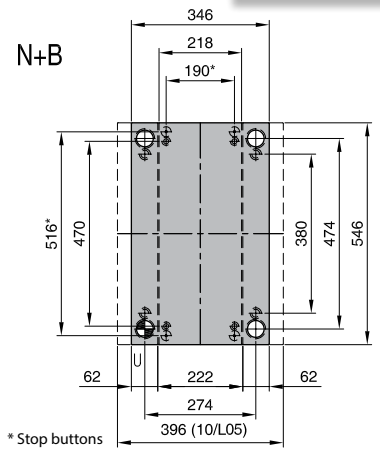

R+SF

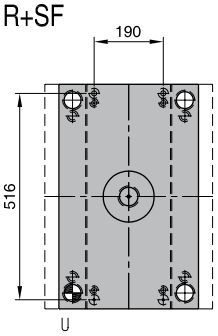

Guided ejector plates

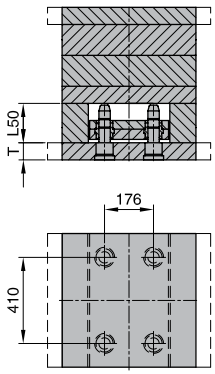

L50	R01 T=27	R01 T=36	R01 T=46	R04
66	27/22x65	36/22x60	46/22x65	27/22
76	27/22x70	36/22x75	46/22x70	
86	27/22x85	36/22x80	46/22x85	
96	27/22x85	36/22x95	46/22x85	
116	27/22x105	36/22x115	46/22x105	
136	27/22x125	36/22x135	46/22x125	

Clamp Slots

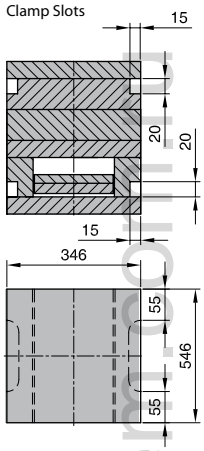

L60/346x546

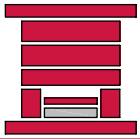

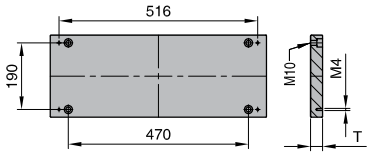

T	DME1 1730	DME3 2312
22		

L65/346x546

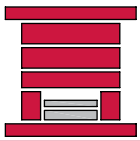

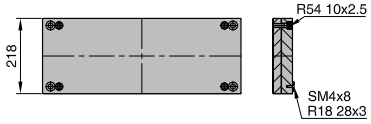

	DME1 1730	

R01 (REF.: R 01 L-D x L1)

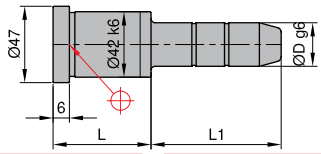

L	D	L1
27	30/32	45
		65
		105
		165
36		55
		75
		95
		115
		155
46		45
		65
		85
		105
		125
		165
56		55
		75
		95
		115
		135
		175
66		55
		75
		95
		115
		135
		175
76		55
		75
		95
		115
		155
86		55
		75
		95
		115
		155

L	D	L1
96	30/32	55
		75
		95
		115
		155
116		75
		115
		155
136		95
		115
		155
156		115
		155
		155
196		195

R02 (REF.: R 02 L-D x L1)

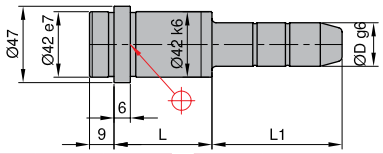

L	D	L1
27	30/32	45
		65
		105
		165
		185
		245
		285
36		55
		75
		95
		115
		155
		245
		285
46		45
		65
		85
		105
		125
		165
		245
56		55
		75
		95
		115
		135
		175
		245
		295
66		55
		75
		95
		115
		135
		175
		245
		295

L	D	L1
76	30/32	55
		75
		95
		115
		155
		225
86		55
		75
		95
		115
		155
		225
96		55
		75
		95
		115
		155
		205
116		75
		115
		155
136		95
		115
		155
156		115
		155
		155
196		155
		195

R05
(REF.: R 05 D x L)

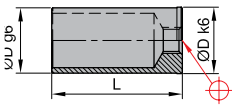

L	D	
40	42	
60		
80		
100		
120		
140		
160		
180		
200		
220		

R18-SM
(REF.: R 18 D x 3 SM 4 x 8)

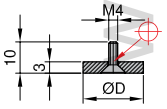

D
28

M
(REF.: M d x L)

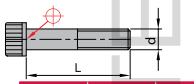

d	L
10	25
16	20
	22
	25
	30
	35
	40
	45
	50
	55
	60
	65
	70
	75
	80
	90
	100
	110
	120
	130

d	L
16	140
	150
	160
	170
	180
	190
	200
	210
	220
	240
	260
	280
	300

R54
(REF.: R 54 d xT)

d	T
10	2,5

d	T
16	3,5

R03 (REF.: R 03 L-D)

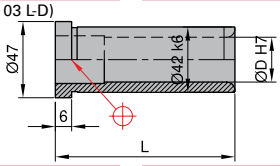

L	D
27	30/32
36	
46	
56	
66	

L	D
76	30/32
86	
96	
116	
136	
156	

R04 (REF.: R 04 L-D)

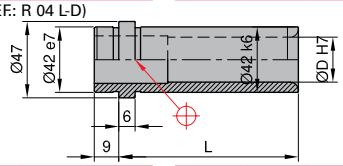

L	D
27	30/32
36	
46	
56	
66	
76	

L	D
86	30/32
96	
116	
136	
156	
196	

R42 (WxL-T)

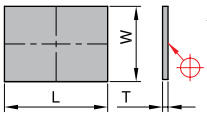

W	L	T
346	546	7
		8,5
396	546	8,5

R43 (WxL-T)

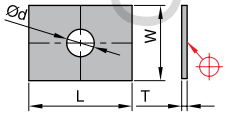

W	L	T	d
346	546	7	90
		8,5	90
396	546	8,5	90

CAD reference point

www.system.com.ru ООО "СИСТЕМА"