

Friction pullers

FP



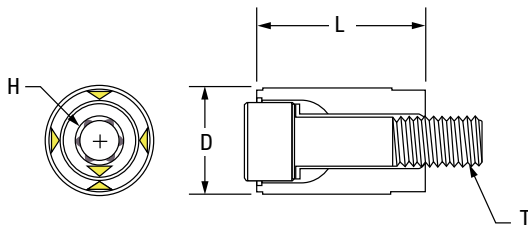
**DME Friction Pullers** for optimal parting line control. Controls plate movement by using friction at a specified setting to release the mold plate when the travel limit is achieved.

Available in four sizes (10mm, 13mm, 16mm and 20mm), Friction Pullers may be used to consistently draw floating plates and inserts.

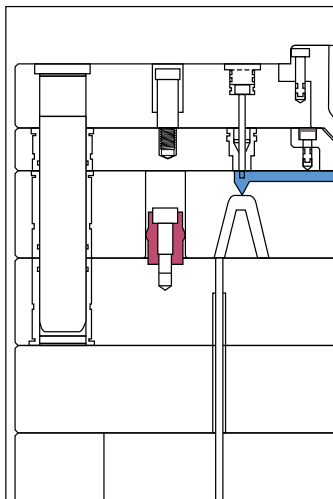
**Advantages and Benefits**

- Reference arrows enable easy adjustment
- Self-locating even if plates shift due to thermal expansion or machining variances
- Internal self-venting eliminates the need for additional machining
- Fastener includes Nylok® patch for secure installation

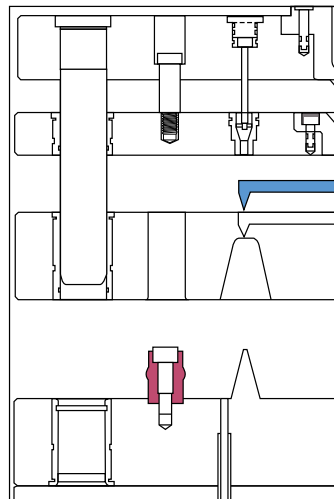
Patents Pending



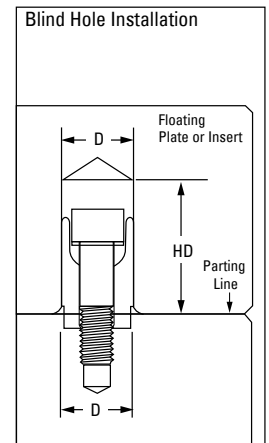
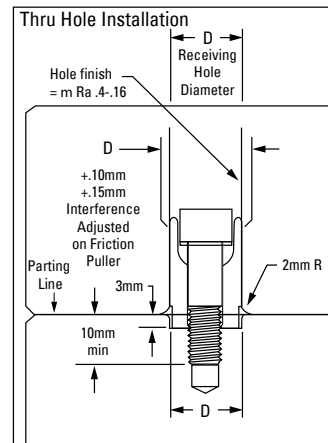
Recommended interference fit for Friction Pullers is .1 to .15mm larger than the receiving hole. To adjust, rotate the screw clockwise and measure bulge to achieve proper fit. Adjust further if necessary with ¼ turn increments, lining up the reference arrows on the fastener to the resin.



Mold Closed



Mold Open



REF	D	L	T	H Hex	Hole depth	Max. Force (each) kg
FP10D	10	17	M5-0,80	3	20	32,5
FP13D	13	20	M6-1,00	4	23	62,5
FP16D	16	25	M8-1,25	5	30	150,0
FP20D	20	28	M10-1,50	6	32	212,5

**Technical Data:**

Material - Nylon 6 Resin with 8620 fastener

Maximum operating temperature - 248°F (120°C)

Before removing mold from the press for maintenance, rotate Friction Puller screw counter-clockwise with a ¾ turn to enable easy plate separation